


V15.Vario Slope



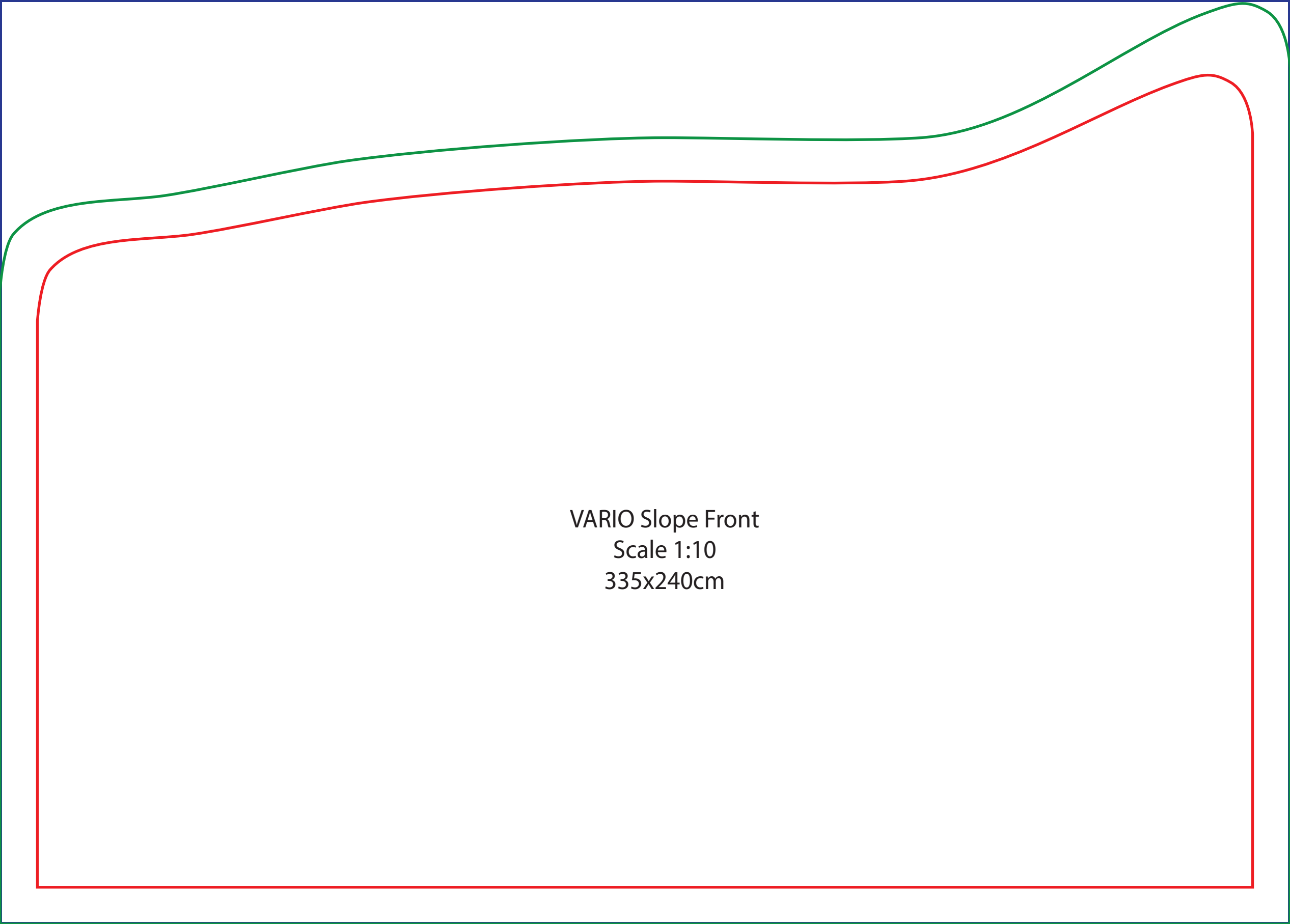
graphic files have to be prepared:

- 1:1 scale
- format TIFF(LZW)
- flattened(no layers)
- DPI 120 ppi
- CMYK
- no bleeds
- no print marks
- delete all cutout lines
- no overprint attribute
- check secure area

FILE NAMES SHOULD LOOK LIKE:

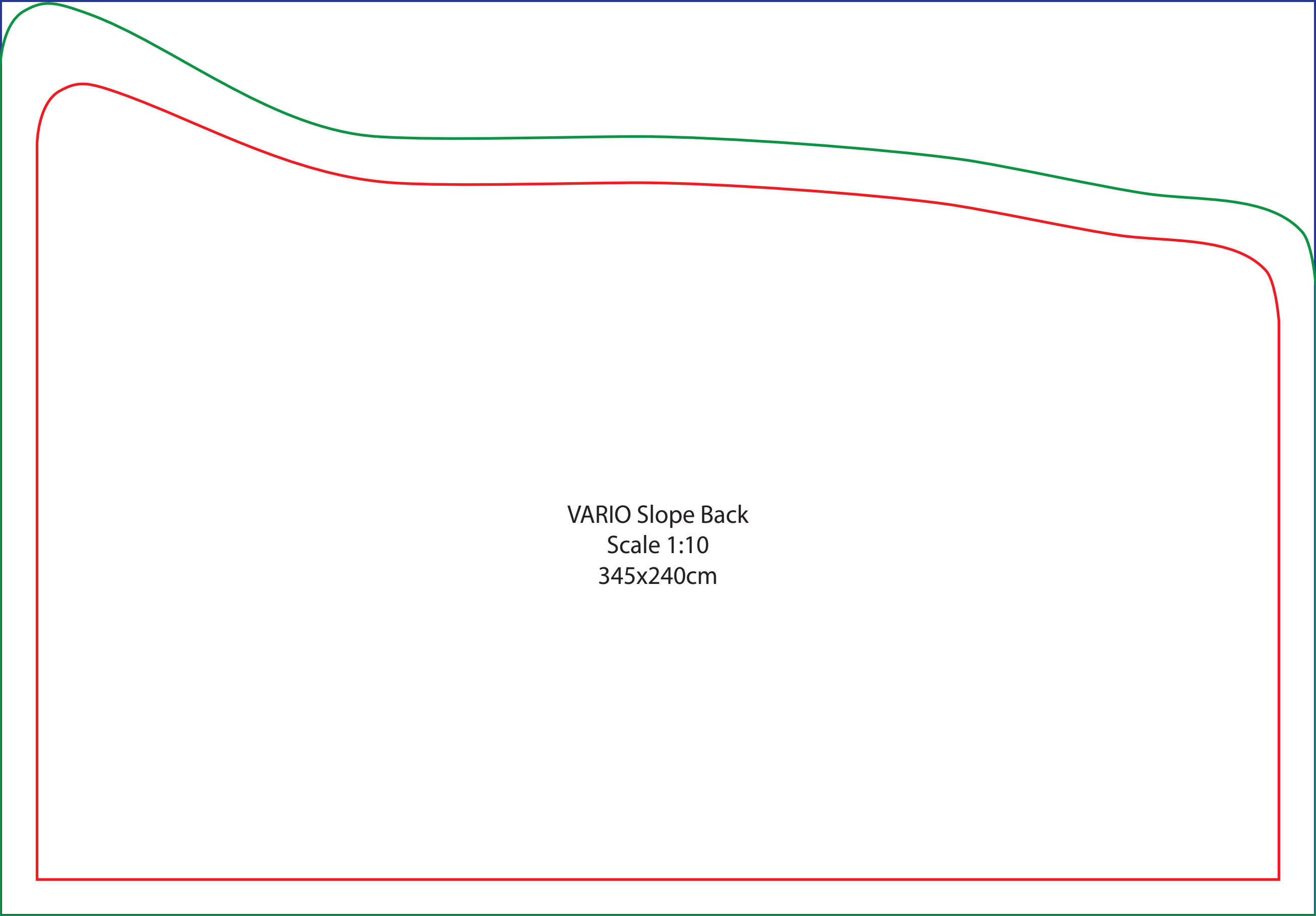
SYSTEM NAME_FRONT/BACK_DIMENSIONS.tiff

- Guidelines contains: **project line**, **shape line** and **secure line**. All major elements should be inside **secure line**, but background and graphic should fill **project line**.



VARIO Slope Front
Scale 1:10
335x240cm

The image shows a technical drawing of a pattern piece for a 'VARIO Slope Front'. The pattern is defined by a red border and a green line. The red border is a simple rectangle with rounded corners. The green line starts at the top-left corner, curves slightly outwards, then follows a path that is mostly parallel to the top edge of the red border but with a slight upward curve towards the right. The text 'VARIO Slope Front', 'Scale 1:10', and '335x240cm' is centered in the lower half of the drawing.



VARIO Slope Back
Scale 1:10
345x240cm